



# TECHNICAL MANUAL

*E-MILANO*





## PLEASE READ BEFORE USING YOUR BIKE

Even if you have already piloted a bike for years, it is important to be aware of the information contained in the User's Manual and the Specific Manual PAB (Power-Assisted Bike). Read them carefully before riding your E-Milano:

- *These documents contain important information.*
- *Understand the use, layout and maintenance of each electrical components of your new PAB.*

Your safety and those of other is paramount:

- *Never ride the bike without its battery; the battery must be on the bike when you head out, otherwise there will be no lights on the bike.*
- *Never ride the bike without a saddle; failure to comply with this rule could lead to accidents.*
- *Inspect your bike to make sure there are no loose screws or components or damages. In the event of a defect, visit your authorized Devinci retailer for a repair.*
- *A PAB is faster than a normal bike, risks of accident with other users on the road may occur.*
- *Ride under the conditions mentioned in the Owner's Manual.*
- *For PAB's that have a rear rack: the limit is 20 kg.*

The electrical system requires careful handling:

- *Do not clean the bike with a high-pressure jet. The system is sensitive to moisture. High-pressure water may seep into the connectors or other parts of the electrical system.*
- *Handle the battery carefully and pay attention to electric shocks. Failure to comply with this instruction could lead to abnormal heating or severe damage. In very rare cases, the consequences of an electrical shock could lead to a fire. In case of doubt, have the battery inspected by an authorized Devinci retailer.*

Perform maintenance of the battery as mentioned in the Technical Manual.

**\* NOTE: Failure to follow the instructions below may damage the battery and require you to purchase a new battery kit.**

- *Charge the bike with the Shimano charger only;*
- *When the battery is not used for a long time, recharge to 100% (from 4 to 5 LEDs ont the charge indicator);*
- *Check the battery charge status regularly when not in use, recharge it to 100% if the load is less than 20% (1 indicator light on the charge gauge). Check the load every month and have it fully charged every 6 months;*
- *It is not recommended to keep the battery connected to the charger for a long period;*
- *If the battery remains uncharged for a long time, it can lose a significant part of its effectiveness;*
- *Store the battery in a well-ventilated and dry place. Pay attention to moisture;*
- *In case of poor conditions, remove the battery from the bike and store it in a dry place until next use;*
- *The battery can be stored at temperatures between -100C and 400C. For long service life, store it at a temperature close to 200C;*
- *Monitor the storage temperature and try to avoid discrepancies. For example, do not leave the battery in your car during summer or leave the battery outdoors during a storm in winter;*
- *It is recommended to store a battery which is not connected to the bike.*



**Follow the transport instructions for your PAB:**

- *Comply with local laws regarding transportation on the PAB;*
- *A PAB is heavier than a normal bike, so you must be careful when transporting it. Check that the maximum load of the rack, roof or bike rack used is respected. Refer to the support manual used;*
- *The Li-Ion battery of your PAB, due to its size, is considered a "Class 9 dangerous good" during transport. Applicable regulations could limit transport of a separate Li-Ion battery (when the battery is not on the bike) in some places. This regulation applies to several airlines and a number of road transport companies. On the other hand, if you are planning to move around with a full PAB (when the battery is on the bike), regulations are less strict. In case you use these transport methods, check the regulations that apply to your PAB with your transport company before booking.*

**Visit your authorized Devinci retailer for regular maintenance of your new PAB:**

- *Only your retailer has the know-how and the proper equipment to maintain your PAB.*
- *If you have any question about your PAB, please ask for assistance from your retailer.*



## ABOUT OUR MANUALS

Our user manuals meet ISO 4210-10TS, EN 15194 et EN 14766 standards.

*Like many sports, cycling involves risk of injury and accidents, so you must be fully aware of these risks. Neither the manufacturer, the retailer, nor the person who sold you the bike, nor the people who maintain the trails are responsible for these risks. As you are solely responsible, it is, therefore, essential that you read and fully understand all the parts contained in this manual.*

*To enjoy maximum safety and enjoyment right from the get go, it is important that you are familiar with your new bike, its handling and its possibilities. It is your duty to maintain your bike well and reduce the risk of injury. Biking can be a dangerous activity, even under the best conditions. These are risks associated with using a bicycle that cannot be predicted or avoided. These are the sole responsibility of the cyclist.*

## YOUR AUTHORIZED DEVINCI RETAILER

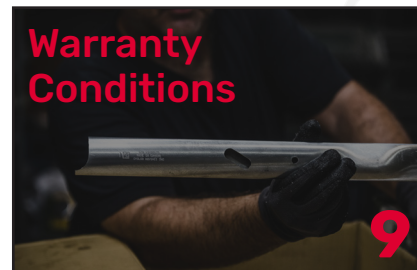
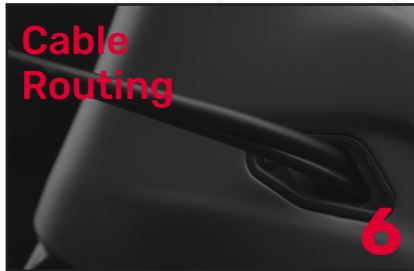
*Your authorized Devinci retailer is at your service to guide your choices of bike and accessories which are best suited to the style of biking you wish to perform. This will help you maintain your equipment in good condition so that you can take full advantage of your investment. The staff at your authorized Devinci retailer have the training, experience and tools to carry out the repairs and provide you with reliable advice.*

*However, your authorized Devinci retailer cannot make decisions for you, and cannot be held responsible for your lack of knowledge, experience, qualification or common sense. However, it will take the necessary time to explain the operation of a component or to help you choose an accessory that meets your specific needs.*

*For further information, please see the User Manual available at [www.devinci.com](http://www.devinci.com) and the Shimano **STEPS EP800 & E7000** series user manual available on <http://si.shimano.com/>, or you can ask your authorized Devinci retailer. He will take the time to answer any questions you may have and will advise you with great pleasure.*



# TABLE OF CONTENT



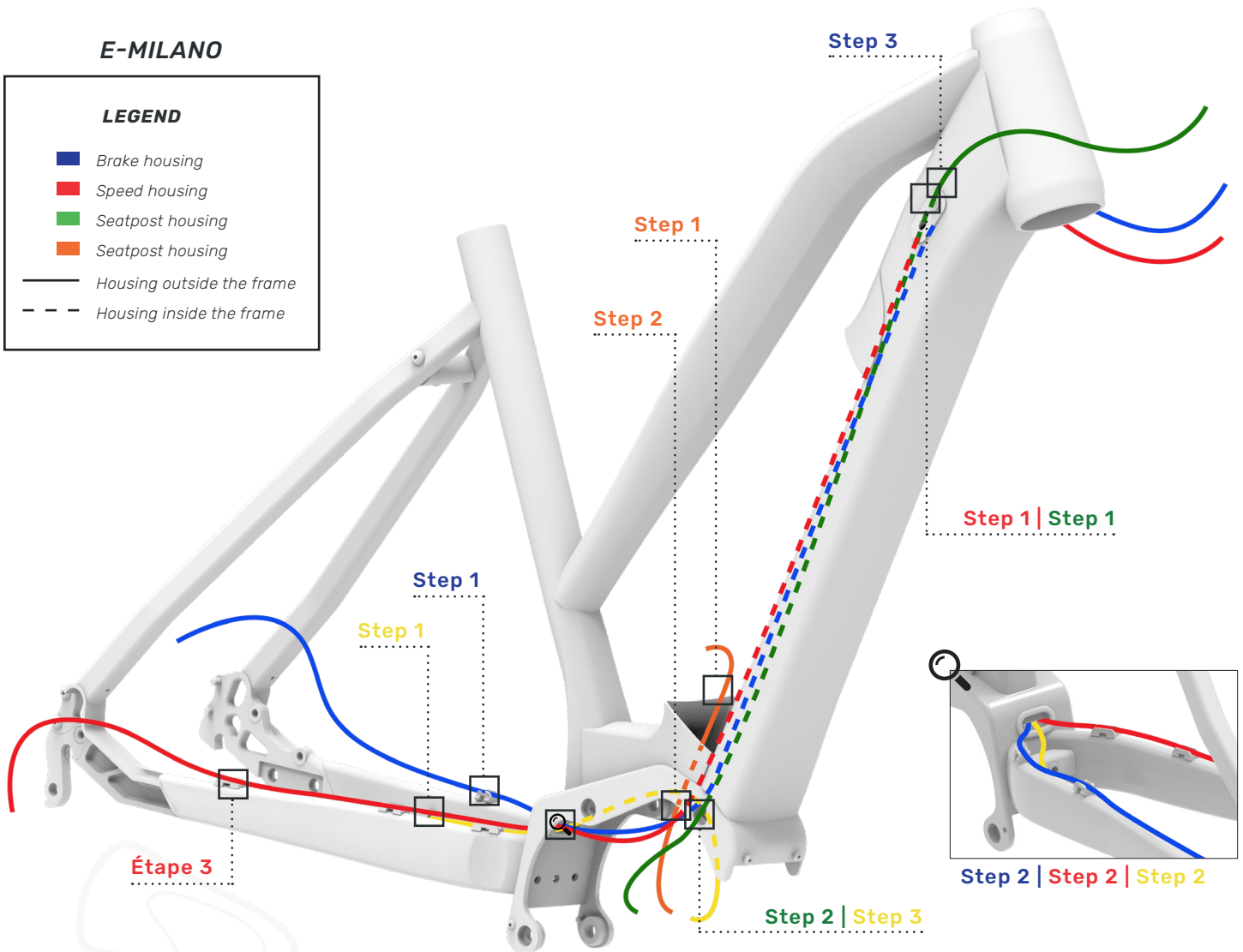


# CABLE ROUTING

## E-MILANO

**LEGEND**

- Brake housing
- Speed housing
- Seatpost housing
- Seatpost housing
- Housing outside the frame
- - - Housing inside the frame



### BRAKE HOUSING

**Step 1 |** Fix the housing to the two brackets on the chainstay using U-clips

**Step 2 |** Thread the housing in the rubber cable guide's opening on the back of the motor mount.

**Step 3 |** Enter the housing through the down tube and exit through the top opening on the left side. \*To make this step easier, use an internal cable guide routing kit.\*

### SPEED HOUSING

**Step 1 |** Thread the rear shifter housing on the top of the downtube through the opening.

**Step 2 |** Thread the housing in the opening on the back of the motor mount.

**Step 3 |** Fix the housing to the three tabs located on the chainstay.

### SPEED SENSOR

**Step 1 |** Attach the wire to the same guides as the brake housing on the inner surface of the base.

**Step 2 |** Thread the wire through the opening at the back of the motor mount.

**Step 3 |** Bring out the wire on the right side of the motor mount.

### CHARGING PORT

**Step 1 |** Secure the charging port on top of the down tube.

**Step 2 |** Pull the wire out through the motor opening on the right side.

### DI-2 CABLE

**Step 1 |** Thread the wire through the guide at the top of the down tube.

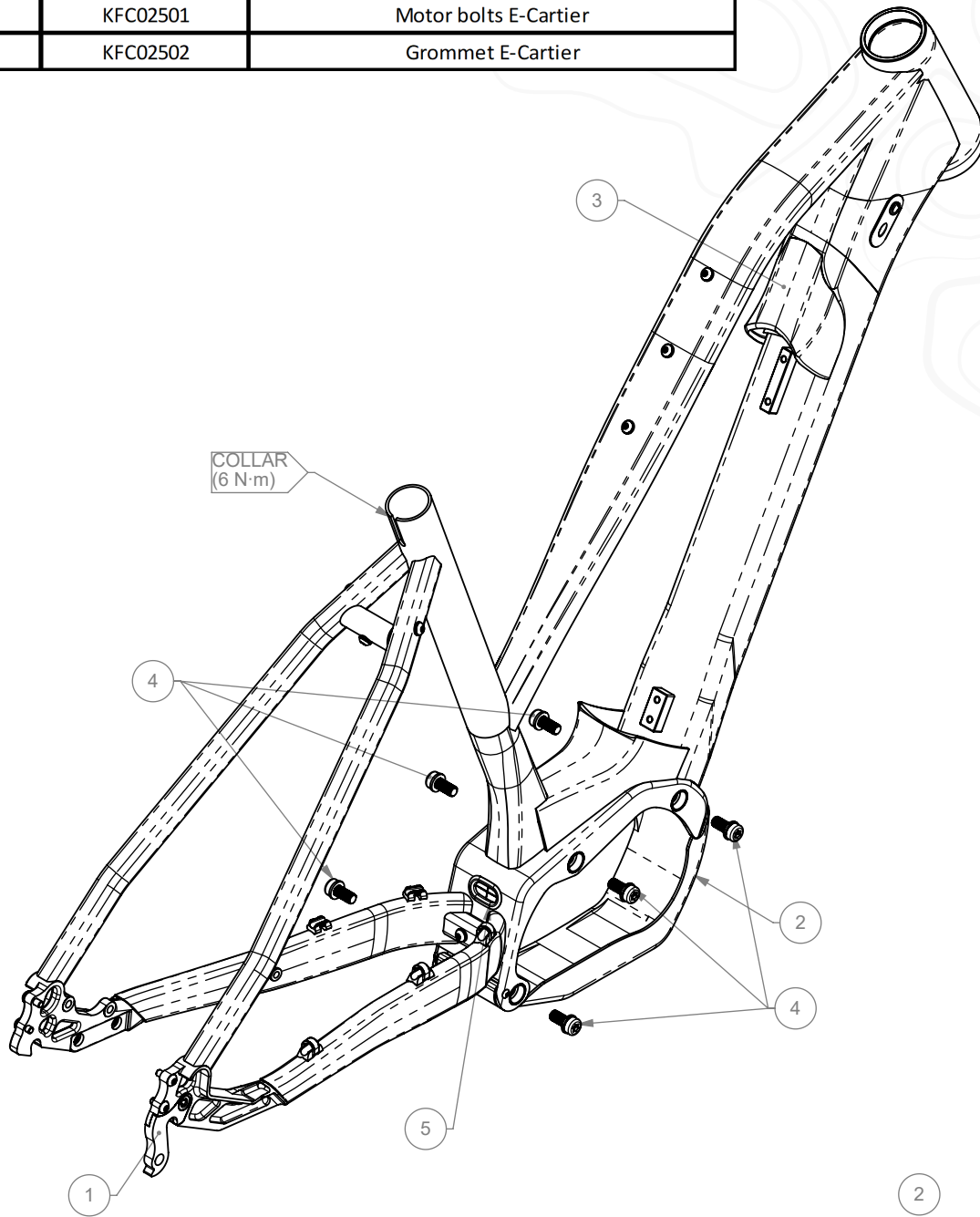
**Step 2 |** Pull the wire out through the motor opening.





# SERVICE KIT

E-Milano PCB-068		
ITEMS	#SERVICE KIT	DESCRIPTION
1	KFC19048	RD Hanger E-Griffin
2	KFC19049	Plastic motor protector plate E-Griffin
3	KFC19050	Plastic battery junction E-Griffin
4	KFC02501	Motor bolts E-Cartier
5	KFC02502	Grommet E-Cartier



2  
ALWAYS REFER TO SHIMANO DOCUMENT LATEST VERSION FOR TIGHTENING TORQUE VALIDATION (10 - 12.5 N·m)



# DEVINCI'S RIDE IN PEACE WARRANTY

ALL OUR FRAMES ARE GUARANTEED FOR LIFE.

## WARRANTY PERIOD FROM DEVINCI CYCLES INC

The frames of cycles devinci inc. are guaranteed against all manufacturing defects, for the periods specified below, as of the date of the initial purchase. During these specific periods, devinci will replace or repair without charge, and at its discretion, the devinci frames that display a manufacturing defect. The parts replaced or repaired in accordance with this warranty, will be covered for a period equal to the remaining portion of the warranty of the original equipment. Replacement parts are subject to availability. In certain cases, color and/or model may differ from the original parts.

### BICYCLE FRAMES & WARRANTY PERIOD

Since 2006, all the frames bike model, including all mountain, freeride, downhill frames and dirt jump are guaranteed for life. Paint and decals for all models of frame: 1 year the pivots\* for double suspension frames: 1 year the components assembled on devinci frames are guaranteed by their respective manufacturers. Please contact your authorized devinci retailer. For more information regarding the applicable warranties.

*\* the pivots include the bearings, bolts and axles holding together the elements of the suspension of the rear triangle.*

### WARRANTY EXCLUSIONS

Each devinci bicycle was conceived for a specific use. The operational life of a bicycle varies according to its construction, maintenance and the care provided. Intensive use or use with a heavy load, use during competitions or for activities other than those for which the bicycle was conceived, greatly diminish its operational life. Any of these conditions may lead to random failure. Abusive use will therefore cancel the warranty.

### EXCHANGE POLICY IN CASE OF ACCIDENT

Devinci is aware that the purchase of a high performance bicycle is done with the heart. This is why our customer service applies an exchange policy at a low price to accommodate claims that would have been refused for one of the reasons mentioned in the section "warranty exclusions". This policy applies only to the initial buyer. Please contact your devinci retailer for more information.

Limitation of liability: this is an integral warranty, complete and final, for devinci frames. Devinci does not give authorization to any other person, including the authorized devinci retailers, to assume or grant, expressly or implicitly, any or all addition(s) or extension(s) to the warranty specified herein. Any other obligation or responsibility expressed by any other person(s) and any demonstration or illustration of devinci frames is in no way linked to devinci and is furthermore excluded from this warranty.

Devinci assumes no liability in case of any property damage, moral or bodily injury to the user, the buyer or any other person(s), resulting from the use of a devinci frame or one of its components.

Except as limited or expressly forbidden by law, regarding any other condition or guarantee, express or implied, based in law, established commercial customs and usage, including, but not limited to, guarantee of merchantability or adaptation to a specific end, devinci declines any responsibility for any amount exceeding the actual purchase price of the bicycle nor for any particular, accessory or consecutive damages that may occur in connection with said bicycle.

With regard to the exercising of rights resulting from the present warranty, the buyer of a devinci frame agrees to elect domicile in the judicial district of chicoutimi, in the province of quebec, canada, as an appropriate place for the hearing of all claims or legal proceedings.





# DEVINCI'S RIDE IN PEACE WARRANTY | CONDITIONS

## **THIS WARRANTY DOES NOT COVER**

- ✗ Regular maintenance (cleaning, lubrication or inspection);
- ✗ TranOptimum S or shipping charges incurred as a result of the execution of the warranty;
- ✗ Cost of labour related to the assembly, disassembly, repair or replacement parts;
- ✗ Damages caused by normal wear and tear including damages caused by material fatigue.

## **THE WARRANTY DOES NOT APPLY IF:**

- ✗ The damages were caused by a fortuitous event;
- ✗ The bicycle was purchased from a retailer other than those authorized by devinci;
- ✗ The bicycle was not entirely assembled by an authorized devinci retailer;
- ✗ The bicycle was repaired by a person other than an authorized devinci retailer;
- ✗ You are not the original owner of the bicycle;
- ✗ The instructions contained in the user's manual for all frames and the technical manual for frames with double suspension were not respected;
- ✗ The periodic inspection recommended in the user's manual for all frames and in the technical manual for the frames with double suspension was not carried out;
- ✗ Parts not supplied by devinci with the bicycle or not indicated in the user's manual for all frames or the technical manual for the frames with double suspension were used;
- ✗ The bike paint is damaged as a result of an adhesive frame protector installation;
- ✗ The bicycle was used for an activity other than those for which it was conceived;
- ✗ The bicycle and/or its components were subject to abusive use, negligence, abnormal and/or excessive use or was implicated in an accident;
- ✗ The frame is too small for you;
- ✗ The frame and/or its components were modified (ex: polishing, structural or mechanical modification or addition, stripping, sanding, strain hardening, shot peening);
- ✗ You continued to use your bicycle while it was damaged.



**Head Office**

1555 Manic  
Chicoutimi (Quebec) Canada  
G7K 1G8

[www.devinci.com](http://www.devinci.com)

©Cycles Devinci 2021

